

Field Hygiene Programme

Field Toilet



Part of the Development service area of EA, an award-winning design team focusing on inclusive adventure and sports equipment. Our in-depth research combined with worldwide expeditions and field trials of single-user pilot projects form the foundation for 'barrier free' industrial design solutions. This people-centred approach ensures that disabled athletes and coaches are meaningfully involved throughout the design and development process.

Description

The Field Hygiene programme addresses the needs of everyone to perform daily living tasks with ease and dignity in the outdoors.

Environmental issues such as waste disposal and health and safety have been balanced to create products such as the Field Toilet.

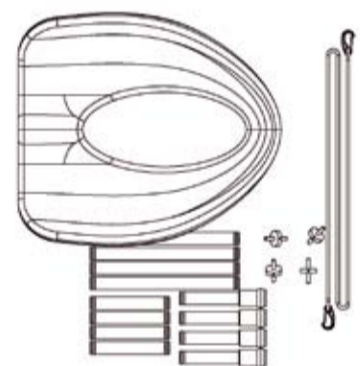
Products

- Field Toilet - Lightweight, folding expedition toilet.

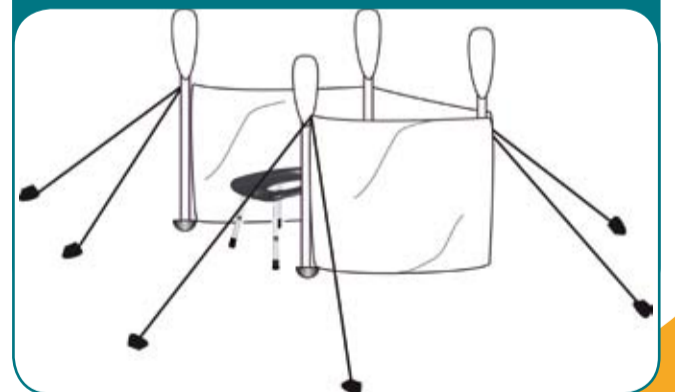
Field Toilet height adjustment




Field Toilet folded



With Tarp shelter





Field Toilet

Lightweight, folding expedition toilet

Part of the Field Hygiene programme from EAD.

The Field Hygiene programme addresses the needs of everyone to perform daily living tasks with ease and dignity in the outdoors. Environmental issues such as waste disposal and health and safety have been balanced to create products such as the Field Toilet.

Product description

The Field Toilet is a lightweight, folding toilet suitable for use in the outdoors. The inclusive and adjustable design makes the Field Toilet usable in any environment by disabled and non-disabled people. The straightforward design makes it possible to manage daily routines with ease and dignity as well as minimising impact on the environment and maintaining high levels of camp hygiene.

Uses

- Use on expeditions and during other outdoor activities
- Can be combined with the Tarp to provide privacy and shelter
- Can be used as an intermediate surface for floor-to-chair transfers.

Features

- Lightweight titanium and carbon-fibre construction
- Adjustable leg length depending on user transfer needs
- Hygienic, easy-clean surfaces
- Carry case combines cleaning and transport requirements and allows the toilet frame to be used during transfers, removing the need to carry extra equipment
- Ergonomic seat design provides support during use without the need for a backrest.

Lightweight construction



Ergonomic seat design



Toilet set-up



Accessories - snow shoes

